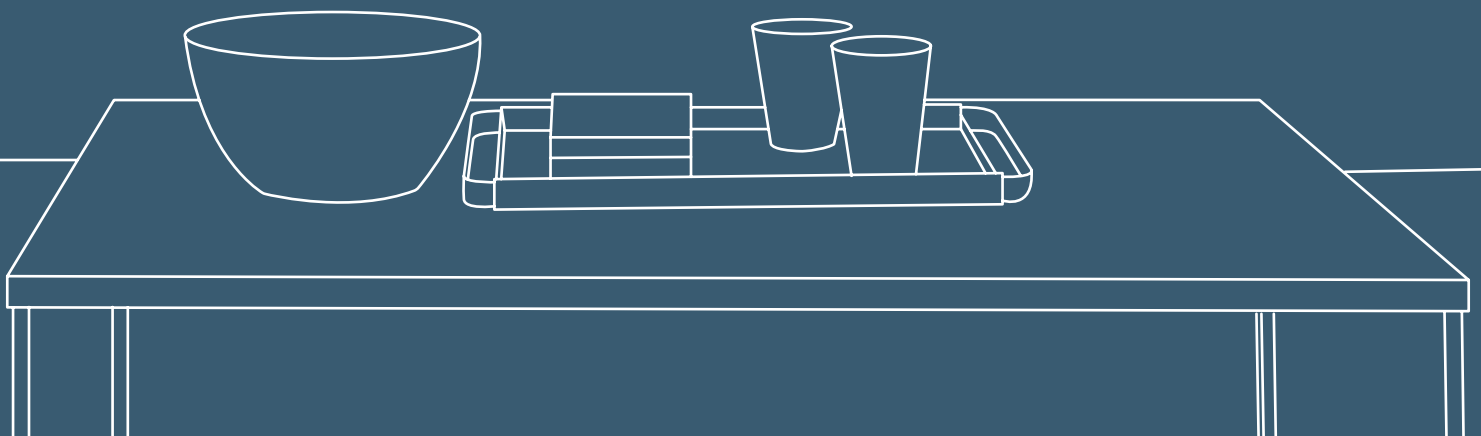






MANHATTAN ²²/₂₃

Wohn- und Esszimmersystem *Living and dining room system*






Planungsbeispiele *Planning examples*



4–33

4–7



8–11




12–15



16–19



20–23 | 24–25



26–27 | 28–31



32–33

Exterior – stilgebende Elemente *Exterior – style elements*

Material, Oberfläche & Farbe *Exterior – style elements*

34–36

Griffe *Handles*

35

Stoff- und Lederkollektionen *Upholstery collections*

36

Interior – Komfort und Ausstattung *Interior – Comfort and features*

37

Beispielartikel *Sample articles*

38–39

Legende *Legend*

Breite *Width*



Stoff *Fabric*



Höhe *Height*



Leder *Leather*



Tiefe *Depth*



Griff *Handle*



Lack matt *Lacquer matt*



Klarglas *Clear glass*



Lack hochglänzend *High-gloss lacquer*




Satiniertes Glas *Frosted glass*



Holz *Wood*







4-5

20039 Sideboard *Sideboard*
 ↳ 195,0 cm ↳ 86,3 cm ↳ 48,7 cm
 P8 – Lack Ocean HG *Ocean lacquer HG*
 ↳ W3 – Schwarz Chrom glänzend *Shiny chrome black*

20033 Wohnkombination *Living room combination*
 ↳ 360,0 cm ↳ 183,1 cm ↳ 48,7 cm
 NN – Nussbaum Nova *Walnut nova*
 ↳ S1 – Lack Macchiata *Macchiata lacquer*
 ↳ W3 – Schwarz Chrom glänzend *Shiny chrome black*

83747 Couchtisch *Coffee table*
 ↳ 120,0 cm ↳ 39,6 cm ↳ 75,0 cm
 NN – Nussbaum Nova *Walnut nova*

21104 Regalkombination *Shelf combination*
 ↳ 242,4 cm ↳ 250,0 cm ↳ 35,0 cm
 NN – Nussbaum Nova *Walnut nova*
 ↳ S1 – Lack Macchiata *Macchiata lacquer*
 ↳ W3 – Schwarz Chrom glänzend *Shiny chrome black*

6-7

21104 Regalkombination *Shelf combination*
 ↳ 242,4 cm ↳ 250,0 cm ↳ 35,0 cm
 NN – Nussbaum Nova *Walnut nova*
 ↳ S1 – Lack Macchiata *Macchiata lacquer*
 ↳ W3 – Schwarz Chrom glänzend *Shiny chrome black*







8-9

9218 Vitrine *Display cabinet*
 ↳ 180,0 cm ↳ 218,3 cm ↳ 39,1 cm
 R6 – Lack Seidengrau HG *Silk grey lacquer HG*
 OA – Asteiche *Knotty oak*
 N4 – Schwarz matt *Black matt*



21973 Regalkombination als Raumteiler
Shelf combination as room divider
 ↳ 68,7 cm ↳ 250,0 cm ↳ 35,0 cm
 OA – Asteiche *Knotty oak*



93827 Esstisch CUBE *Dinner table*
 ↳ 200,0 cm ↳ 75,0 cm ↳ 95,0 cm
 R6 – Lack Seidengrau *Silk grey lacquer*
 OA – Asteiche *Knotty oak*



2x 93807 Stuhl R5 mit Kreuzgestell *Chair R5 with criss-cross base*
 ↳ 59,0 cm ↳ 88,0 cm ↳ 56,5 cm
 5I – Stoff *Fabric Ocean Linen*



6x 93804 Stuhl R5 mit Kreuzgestell *Chair R5 with criss-cross base*
 ↳ 50,0 cm ↳ 88,0 cm ↳ 56,5 cm
 5I – Stoff *Fabric Ocean Linen*



21974 Sidboard-Eckkombination *Corner sideboard combination*
 ↳ 204,6 x 304,1 cm ↳ 86,3 cm ↳ 41,1 / 39,1 cm
 R6 – Lack Seidengrau HG *Silk grey lacquer HG*
 OA – Asteiche *Knotty oak*
 H8 – N4 Schwarz matt *Black matt*



10

78612 Funktionstisch *Functional table*
 ↳ 126,6 cm ↳ 77,5 cm ↳ 60,0 cm
 OA – Asteiche *Knotty oak*



2x 8920 Wandbord *Wall board*
 ↳ 120 cm
 OA – Asteiche *Knotty oak*



93807 Stuhl R5 mit Kreuzgestell *Chair R5 with criss-cross base*
 ↳ 59,0 cm ↳ 88,0 cm ↳ 56,5 cm
 1N – Leder *Leather Hermes Sand*



R6

5I

1N

OA



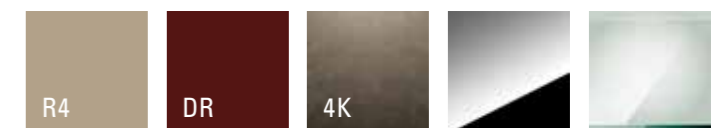



12-13

- 21962 Vitrine *Display cabinet*
 ↳ 180,0 cm ↳ 183,1 cm ↳ 39,1 cm
 DR – Lack Dark Red *Dark red lacquer*
 ↳ F7 – Chrom glänzend *Shiny chrome* ◇
- 21960/ Wohnkombination *Living room combination*
 21961 ↳ 365,0 cm ↳ 250,0 cm ↳ 48,7 cm
 R4 – Lack Cashmere *Cashmere lacquer*
 NN – Nussbaum Nova *Walnut nova*
 ↳ F7 – Chrom glänzend *Shiny chrome* ◇
- 93743 Stuhl R3 *Chair R3*
 ↳ 56,0 cm ↳ 82,5 cm ↳ 59,0 cm
 NN – Nussbaum Nova *Walnut nova*
 4K – Velours *Velours Cloud Toffee* ◇

14-15

- 21962 Vitrine *Display cabinet*
 ↳ 180,0 cm ↳ 183,1 cm ↳ 39,1 cm
 DR – Lack Dark Red *Dark red lacquer*
 ↳ F7 – Chrom glänzend *Shiny chrome* ◇



R4

DR

4K

NN





16-17

- 76475 Vitrine *Display cabinet*
 ↳ 270,0 cm ↳ 218,3 cm ↳ 39,1 cm
 LY – Lack Grau HG *Grey lacquer HG*
 ↳ F7 – Chrom glänzend *Shiny chrome*

18.1

- 21620 Eckwohnkombination *Corner combination*
 ↳ 260,0 x 383,7 cm ↳ 250,5 cm ↳ 48,7 cm
 AN – Eiche Graphit *Oak graphite*
 ↳ LY – Lack Grau HG *Grey lacquer HG*
 ↳ G7 – Edelstahlfarbig *Stainless steel look*

- 8327 Couchtisch *Coffee table*
 ↳ 142,0 cm ↳ 45,2 cm ↳ 72,0 cm
 AN – Eiche Graphit *Oak graphite*
 ↳ LY – Lack Grau *Grey lacquer*

- 76475 Vitrine *Display cabinet*
 ↳ 90,0 cm ↳ 218,3 cm ↳ 39,1 cm
 AN – Eiche Graphit *Oak graphite*
 ↳ LY – Lack Grau *Grey lacquer*
 ↳ G7 – Edelstahlfarbig *Stainless steel look*

18.2

- 91599 Stuhl R2 *Chair R2*
 ↳ 47,6 cm ↳ 90,5 cm ↳ 55,5 cm

- 49006 Schreibplatte mit Blende *Desk top with trim*
 ↳ 165,0 cm ↳ 51,5 cm ↳ 48,7 cm
 S2 – Lack Marill *Marill lacquer*

- 2x 8923 Wandbord *Wall shelf*
 ↳ 165,0 cm ↳ 17,0 cm ↳ 18,8 cm
 S2 – Lack Marill *Marill lacquer*



AN



LY

S2








20-21

- 8924 Wandbord *Wall shelf*
 ↗ 180,0 cm ↘ 17,0 cm ↘ 18,8 cm
 BK – Kernbuche *Beech heartwood* 
- 21761 Sideboard *Sideboard*
 ↗ 240,0 cm ↘ 95,1 cm ↘ 48,7 cm
 LW – Lack Weiß *White lacquer* 
 BK – Kernbuche *Beech heartwood* 
 ↗ F7 – Chrom glänzend *Shiny chrome*
- 21627 Wohnkombination *Living room combination*
 ↗ 330,0 cm ↘ 215,7 cm ↘ 55,1 cm
 LW – Lack Weiß *White lacquer* 
 BK – Kernbuche *Beech heartwood* 
 ↗ F7 – Chrom glänzend *Shiny chrome*
- 8298 Couchtisch *Coffee table*
 ↗ 93,0 cm ↘ 45,0 cm ↘ 93,0 cm
 LW – Lack Weiß *White lacquer* 

22-23

- 21851 Regalkombination *Shelf combination*
 ↗ 242,4 cm ↘ 218,3 cm ↘ 35,6 cm
 LW – Lack Weiß *White lacquer* 
 BK – Kernbuche *Beech heartwood* 
 ↗ F7 – Chrom glänzend *Shiny chrome*





24-25

2× 21496 Hängeelement *Hanging element*
 ↳ 180,0 cm ↳ 40,4 cm ↳ 39,1 cm
 LZ – Lack Ziegelrot *Brick red lacquer*
 ↳ G7 – Edelstahlfarbig *Stainless steel look*

2× 8924 Wandbord *Wall shelf*
 ↳ 180,0 cm ↳ 17,0 cm ↳ 18,8 cm
 LZ – Lack Ziegelrot *Brick red lacquer*

1441 Korpuselement *Carcass element*
 ↳ 75,0 cm ↳ 218,3 cm ↳ 39,1 cm
 LZ – Lack Ziegelrot *Brick red lacquer*
 ↳ G7 – Edelstahlfarbig *Stainless steel look*





26-27

21625 Wohnkombination *Living room combination*
 ↳ 345,0 cm ↳ 200,7 cm ↳ 48,7 cm
 NN – Nussbaum Nova *Walnut nova*
 LH – Lack platingrau *Platinum grey lacquer*
 F7 – Chrom glänzend *Shiny chrome*



8208 Couchtisch *Coffee table*
 ↳ 118,0 cm ↳ 45,0 cm ↳ 73,0 cm
 NN – Nussbaum Nova *Walnut nova*



21289 Regalkombination *Shelf combination*
 ↳ 208,7 cm ↳ 200,7 cm ↳ 48,7 cm
 NN – Nussbaum Nova *Walnut nova*
 LH – Lack platingrau *Platinum grey lacquer*
 F7 – Chrom glänzend *Shiny chrome*



92657 Stuhl R3 *Chair R3*
 ↳ 56,0 cm ↳ 82,5 cm ↳ 59,0 cm
 NN – Nussbaum Nova *Walnut nova*
 1W – Leder *Leather Hermes Whale*



NN



LH

1W





28-29

- 21901 Regalkombination *Shelf combination*
 ↳ 101,6 cm ↳ 250,9 cm ↳ 25,4 cm
 ES – Eiche Sand *Sand oak*
- 21903 Highboard *Highboard*
 ↳ 135,0 cm ↳ 112,7 cm ↳ 39,1 cm
 LC – Lack Crema HG *Crema lacquer HG*
 ↳ F7 – Chrom glänzend *Shiny chrome*
- 8208 Couchtisch *Coffee table*
 ↳ 118,0 cm ↳ 45,0 cm ↳ 73,0 cm
 ES – Eiche Sand *Sand oak*
- 21848 Wohnkombination *Living room combination*
 ↳ 360,0 cm ↳ 218,3 cm ↳ 48,7 cm
 LC – Lack Crema HG *Crema lacquer HG*
 ↳ F7 – Chrom glänzend *Shiny chrome*

30.1

- 8299 Couchtisch *Coffee table*
 ↳ 93,0 cm ↳ 45,0 cm ↳ 93,0 cm
 ES – Eiche Sand *Sand oak*
 Tischplatte Klarglas *Table top clear glass*
- freie Regalkombination *Shelf combination*
 Planung ↳ 332,4 cm ↳ 250,0 cm ↳ 49,2 cm
 LC – Lack Crema *Crema lacquer*
 ES – Eiche Sand *Sand oak*
 ↳ G7 – Edelstahlfarbig *Stainless steel look*
- 90623 Stuhl R1 *Chair R1*
 ↳ 54,0 cm ↳ 94,0 cm ↳ 60,0 cm
 ES – Eiche Sand *Sand oak*
 1H – Leder *Leather Hermes Bruin*

30.2

- 8413 Sideboard *Sideboard*
 ↳ 195,0 cm ↳ 95,1 cm ↳ 48,7 cm
 LC – Lack Crema *Crema lacquer*
 ↳ G7 – Edelstahlfarbig *Stainless steel look*
- 8925 Wandbord *Wall shelf*
 ↳ 195,0 cm ↳ 17,0 cm ↳ 18,8 cm
 LC – Lack Crema *Crema lacquer*





32-33

- 21586 Eckwohnkombination *Corner combination*
 ↳ 290,0×77,1 cm ↳ 250,0 cm ↳ 48,7 cm
 LG – Lack Graphit *Graphite lacquer*
 KE – Kernesche *Core ash*
 ↳ G7 – Edelstahlfarbig *Stainless steel look*
- 21587 Wohnkombination *Living room combination*
 ↳ 285,0 cm ↳ 218,3 cm ↳ 48,7 cm
 LG – Lack Graphit *Graphite lacquer*
 KE – Kernesche *Core ash*
 ↳ G7 – Edelstahlfarbig *Stainless steel look*
- 91603 Stuhl R2 mit Armlehne *Chair R2 with armrest*
 ↳ 54,6 cm ↳ 90,5 cm ↳ 55,5 cm
- 8210 Couchtisch *Coffee table*
 ↳ 118,0 cm ↳ 45,0 cm ↳ 73,0; cm
 KE – Kernesche *Core ash*
 Tischplatte Klarglas *Table top clear glass*



KE


LG



Front + Korpus Front + Carcass

- | | | | |
|------------------------------------|----------------------------------|---------------------------------|-------------------------------------|
| LW Lack Weiß white lacquer | LC Lack Crema crema lacquer | R6 Lack Seidengrau silk grey l. | R5 L. Brillantgrau diamond grey l. |
| LY Lack Grau grey lacquer | P6 Lack Taupe taupe lacquer | R3 Lack Olivgrau olive grey l. | LH Lack Platingrau platinum grey l. |
| R4 Lack Cashmere cashmere l. | S1 Lack Macchiata macchiata l. | LT Lack Terra terra lacquer | R2 Lack Espresso espresso l. |
| LS Lack Schwarz black lacquer | LG Lack Graphit graphite lacquer | LR Lack Aubergine aubergine l. | DR Lack Dark Red dark red l. |
| R8 Lack Oxidrot oxide red lacquer. | LZ Lack Ziegelrot brick lacquer | R7 Lack Rosewood rosewood l. | S2 Lack Marill marill lacquer |
| R1 Lack Reseda reseda lacquer | P8 Lack Ocean ocean lacquer | P9 Lack Agave agave lacquer | P4 Lack Mint mint lacquer |

Alle Lacke auch in Hochglanz erhältlich
All finishes are also available in high-gloss type



Front + Korpus furniert Front + Carcass veneered

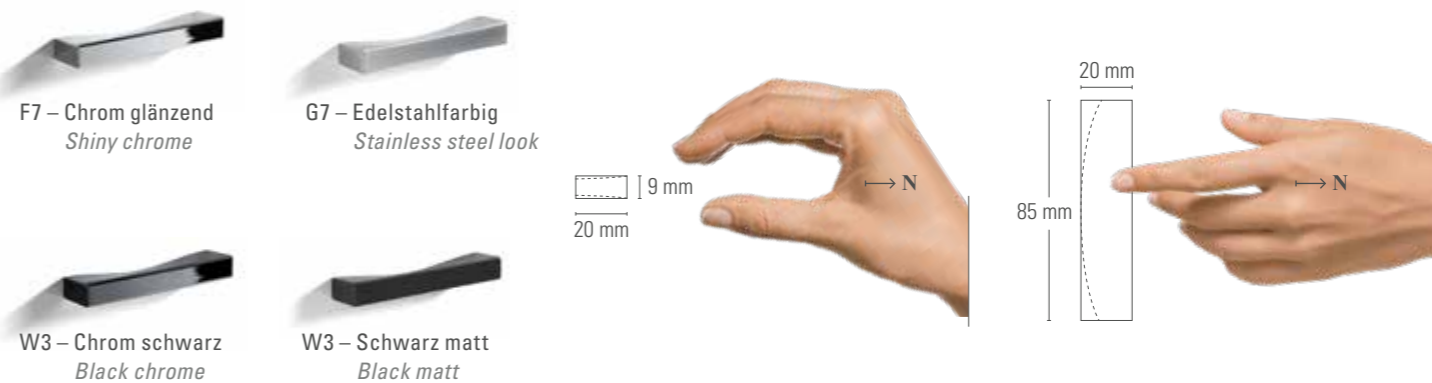
- ES Eiche Sand Sand oak
- NN Nussbaum Nova Walnut nova
- BK Kernbuche Beech heartwood
- AN Eiche Graphit Graphite oak
- KE Kernesche Core ash
- KB Kirschbaum Cherry

Akzentausführung: NATUR-line Accent finishes: NATUR-line

- NL Eiche Sand NATUR-line Sand oak NATUR-line
- NL Kernbuche NATUR-line Beech heartwood NATUR-line
- NL Kernesche NATUR-line Core ash NATUR-line

Innenausführung: Dekor Interior finish: Décor

Griffe Handles



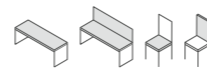
F7 – Chrom glänzend Shiny chrome

G7 – Edelstahlfarbig Stainless steel look

W3 – Chrom schwarz Black chrome

W3 – Schwarz matt Black matt

 **Leder HERMES Leather HERMES**



1A – Bianco	1P – Djerba	1B – Ivory	1S – Betulla	1N – Sand	1G – Mocca	1L – Lever
1K – Choco	1T – Smog	1I – Nero	1H – Bruin	1M – Anthracite	1R – Merlin	1D – Bordo
1C – Red	1U – Cotto	1Q – Yellow	1F – Verde	1E – Oceanblue	1W – Whale	

 **Velours CLOUD Velours CLOUD**


4E – Salt	4D – Beige	4K – Toffee	4J – Wood	4L – Coffee	4I – Steel	4M – Plum
4A – Ember	4O – Wheat	4V – Oliv	4N – Seeweed	4B – Stonecrop	4F – Breeze	4G – Bottle
4H – Blueberry						

 **Flachgewebe OCEAN Flat woven fabric OCEAN**

5E – Blanc	5F – Cream	5D – Taupe	5I – Linen	5M – Macaron	5G – Curry	5O – Copper
5B – Ruby	5C – Grape	5N – Moss	5L – Silver	5J – Iron	5H – Coal	5K – Night
5A – Ebony						

 **Flachgewebe WILLOW Flat woven fabric WILLOW**

6O – Champagne	6C – Granola	6F – Shadow	6I – Opal	6L – Sapphire	6B – Powder	6A – Bronze
6H – Granite	6E – Green Smoke	6D – Horizon	6G – Merlot	6J – Chestnut	6K – Russet	6N – Forest
6M – Crown Blue						

 Alle Leuchten enthalten LED-Lampen, die innerhalb der Energieklasse E bis F liegen. Die LED-Lampen können nicht ausgetauscht werden. *Each lamp is equipped with energy class E to F LEDs. The LEDs cannot be replaced.*

Interior – Komfort und Ausstattung Interior – Comfort and features



Von außen nicht zu erkennen: Die Komfort-Funktion wird beim Öffnen erkennbar. *Invisible from the outside: the comfort function becomes evident on opening.*

Komfort-Tablarauszug: Mit dem Komfort-Tablarauszug können Sie wertvollen Stauraum in Sideboard und Schrank nutzen. Die Auszüge kommen Ihnen beim Öffnen der Tür entgegen, so dass Sie bequem von oben hineingreifen und Sachen verstauen können – damit gehören schlecht zugängliche Ecken im Schrank der Vergangenheit an.

Comfort pull-out tray: The comfort pull-out tray enables you to use the valuable storage space in the sideboard and cupboard. The pull-outs move towards you as the door is opened so you can easily access them from above and put things away – making hard-to-reach cupboard corners a thing of the past.



Das Wandbord lässt sich stimmungsvoll in Szene setzen.* *The wall board can be highlighted in a particularly atmospheric way.**






Die Vorteile der LED-Linie-Beleuchtung der Glaskanten liegen in der Gleichmäßigkeit des Lichtaustritts.* *The advantage of LED-lighting in the glass edges lies in the evenness of the emitted light.**

Beispielartikel *Sample articles*

1R Unterteile* <i>lower elements*</i>				1,5R Elemente* <i>elements*</i>				2R Elemente* <i>elements*</i>				3R Elemente* <i>elements*</i>																																																																																																																																																																																																																																																																																																																																																																																																																																																																																																																																																																																																																																																																																																

rmw-wohnmobel.de



RMW Wohnmöbel GmbH & Co. KG
Karl-Schiller-Straße 5 | 33397 Rietberg
GERMANY